UBright Optronics Corporation
2026 Q3 Investor Conference

2026/11



Spokesman：Stan Yang
Tel：(03)307-4830
Mail：yyr@ubright.com.tw

UBright Proprietary & Confidential

Disclaimer

UBright

This presentation contains forward-looking statements subject to significant risks and uncertainties. Actual results may differ materially from those contained in the forward- looking statements. The forward-looking statements in this release reflect the current belief of UBright as of the date of this release, we undertake no obligation to update these forward-looking statements for new information, future events, or otherwise.

UBright Proprietary & Confidential

Outline

UBright

- 2026 Q3 and 3Q YoY & QoQ Operating Review
- Business Outlook
- Q&A

UBright Proprietary & Confidential

2026 3Q Consolidated Income Statement YoY

UBright

(In MM of NTD)	3Q'26		3Q'25		YoY
Net Revenue	1,919	100.0%	2,298	100.0%	-16.5%
COGS	1,327	69.2%	1,542	67.1%	
Gross Margin	591	30.8%	756	32.9%	-21.8%
Operating Expenses	340	17.7%	338	14.7%	
Operating Income	251	13.1%	418	18.2%	-39.8%
Non-Operating	33	1.7%	(25)	-1.1%	
Net Income before Taxes	284	14.8%	392	17.1%	-27.5%
Tax Expense	33	1.7%	81	3.5%	
Net Income after Taxes	252	13.1%	312	13.6%	-19.2%
EPS (NTD) - Basic		3.05		3.81	-19.9%
Gain/Loss on FX	(1)	0.0%	(36)	-1.6%	
net Interest Income	50	2.6%	59	2.6%	
Fair value changes of financial assets and liabilities Financial assets mandatorily classifies as at FVTPL	(38)	-2.0%	(59)	-2.6%	
Others	22	1.1%	11	0.5%	
subtotal	33	1.7%	(25)	-1.1%	

UBright Proprietary & Confidential

2026Q3 Consolidated Income Statement QoQ&YoY

UBright

(In MM of NTD)	Q2'26		Q3'26		QoQ	Q3'25		YoY
Net Revenue	681	100.0%	502	100.0%	-26.3%	772	100.0%	-35.0%
COGS	469	68.8%	366	72.8%		537	69.5%	
Gross Margin	212	31.2%	137	27.2%	-35.6%	235	30.5%	-41.9%
Operating Expenses	113	16.6%	120	23.9%		126	16.3%	
Operating Income	100	14.6%	17	3.4%	-83.1%	109	14.1%	-84.5%
Non-Operating	14	2.0%	(3)	-0.7%		135	17.5%	
Net Income before Taxes	113	16.6%	13	2.7%	-88.1%	245	31.7%	-94.5%
Tax Expense	30	4.4%	1	0.3%		50	6.5%	
Net Income after Taxes	83	12.2%	12	2.4%	-85.6%	195	25.2%	-93.8%
EPS (NTD) - Basic		1.01		0.14	-86.1%		2.38	-94.1%
Gain/Loss on FX	(9)	-1.3%	(1)	-0.3%		62	8.0%	
net Interest Income	18	2.6%	16	3.2%		17	2.2%	
Fair value changes of financial assets and liabilities Financial assets mandatorily classifies as at FVTPL	2	0.2%	(36)	-7.1%		49	6.4%	
Others	3	0.4%	18	3.5%		7	0.9%	
subtotal	14	2.0%	(3)	-0.7%		135	17.5%	

UBright Proprietary & Confidential

Consolidated Balance Sheet & Financial Indicators

UBright

(In MM of NTD)	2026/9/30	2025/12/31	2025/9/30	2024/12/31
Current Assets	3,270	3,706	3,622	3,921
Non-Current Assets	1,535	1,093	958	900
Total Assets	4,805	4,799	4,580	4,821
Current Liabilities	704	830	775	817
Non-Current Liabilities	235	262	255	288
Total Liabilities	939	1,092	1,031	1,105
Total Equity	3,867	3,707	3,549	3,716

Book Value per Share (NTD)	46.8	45.0	43.2	45.4
Debt Ratio (%)	19.5	22.8	22.5	22.9
Current Ratio (%)	464.6	446.2	467.0	479.7
ROE (%)	6.5	12.8	8.8	15.5

Paid-in Capital	827	823	821	819
Net Income after Taxes	252	473	312	576

UBright Proprietary & Confidential

Earnings Per Share

UBright

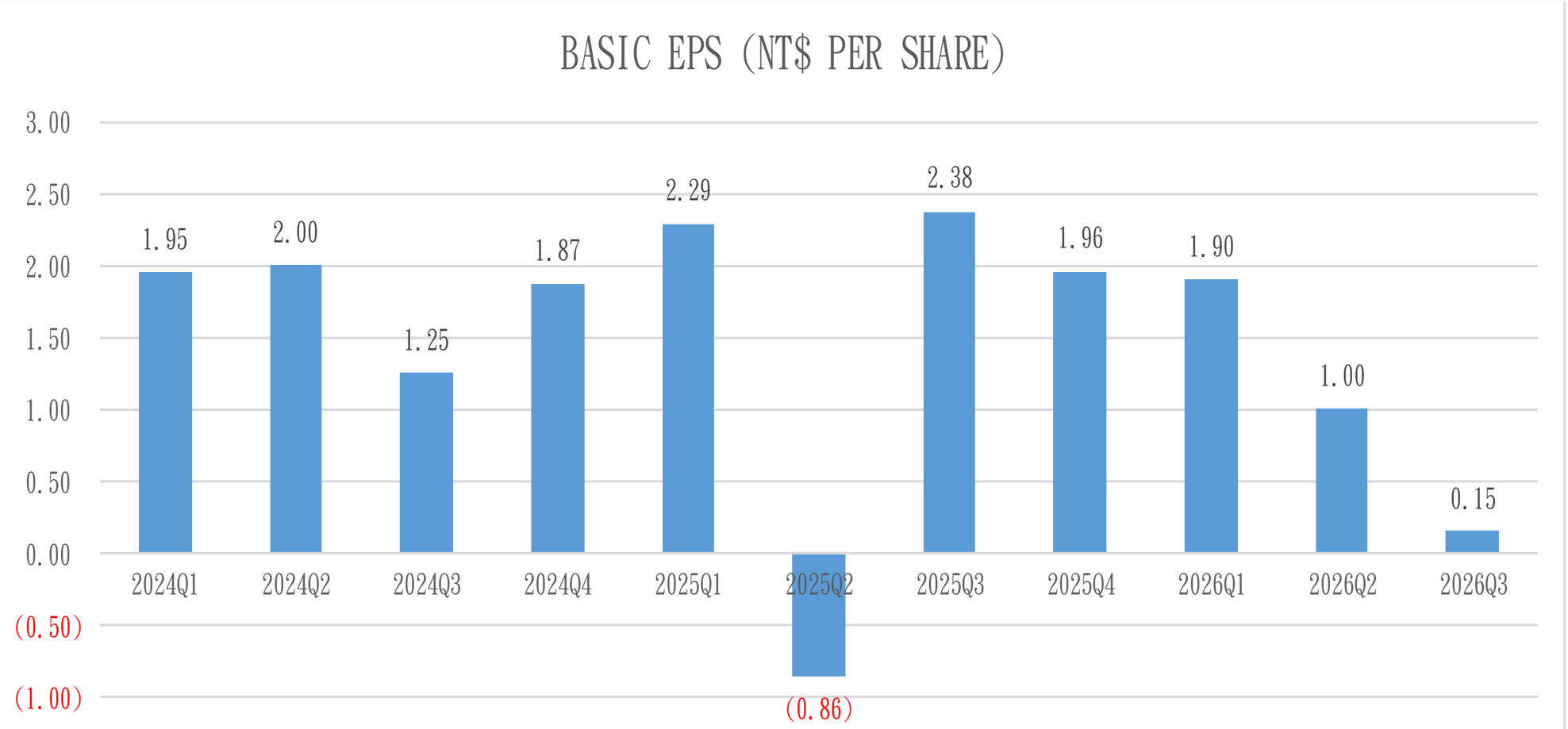

Quarter	2024Q1	2024Q2	2024Q3	2024Q4	2025Q1	2025Q2	2025Q3	2025Q4	2026Q1	2026Q2	2026Q3
BASIC EPS	1.95	2.00	1.25	1.87	2.29	(0.86)	2.38	1.96	1.90	1.00	0.15
Year				7.07				5.77			3.05

UBright Proprietary & Confidential

Business Outlook

“Films are used everywhere, and the possibilities of films are infinite.
What we do is not mere processing, but adding functionality to the base films we use.”

UBright Proprietary & Confidential

Annual Consolidated Revenue

UBright

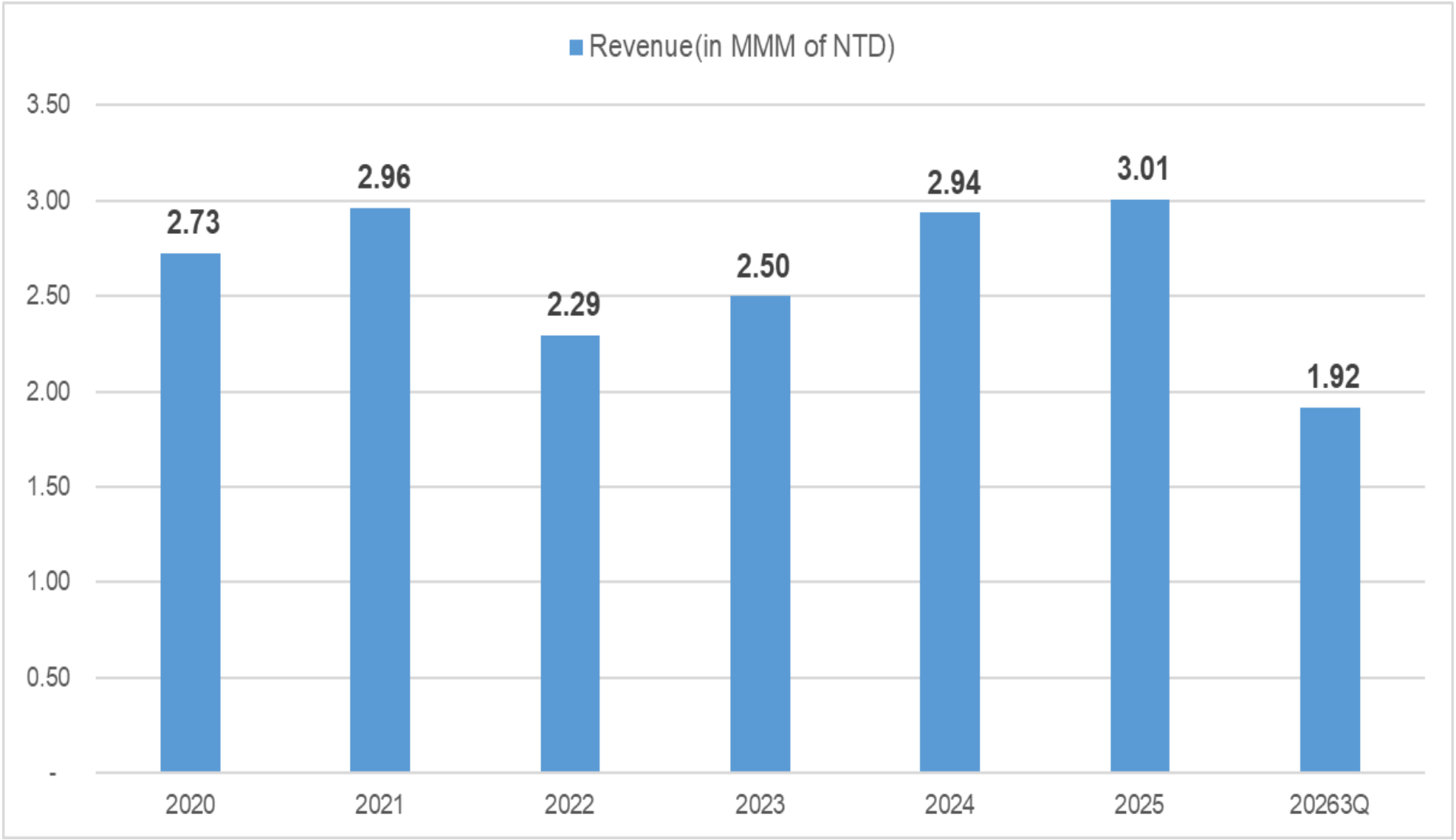

UBright Proprietary & Confidential

Sales Breakdown by Application

UBright

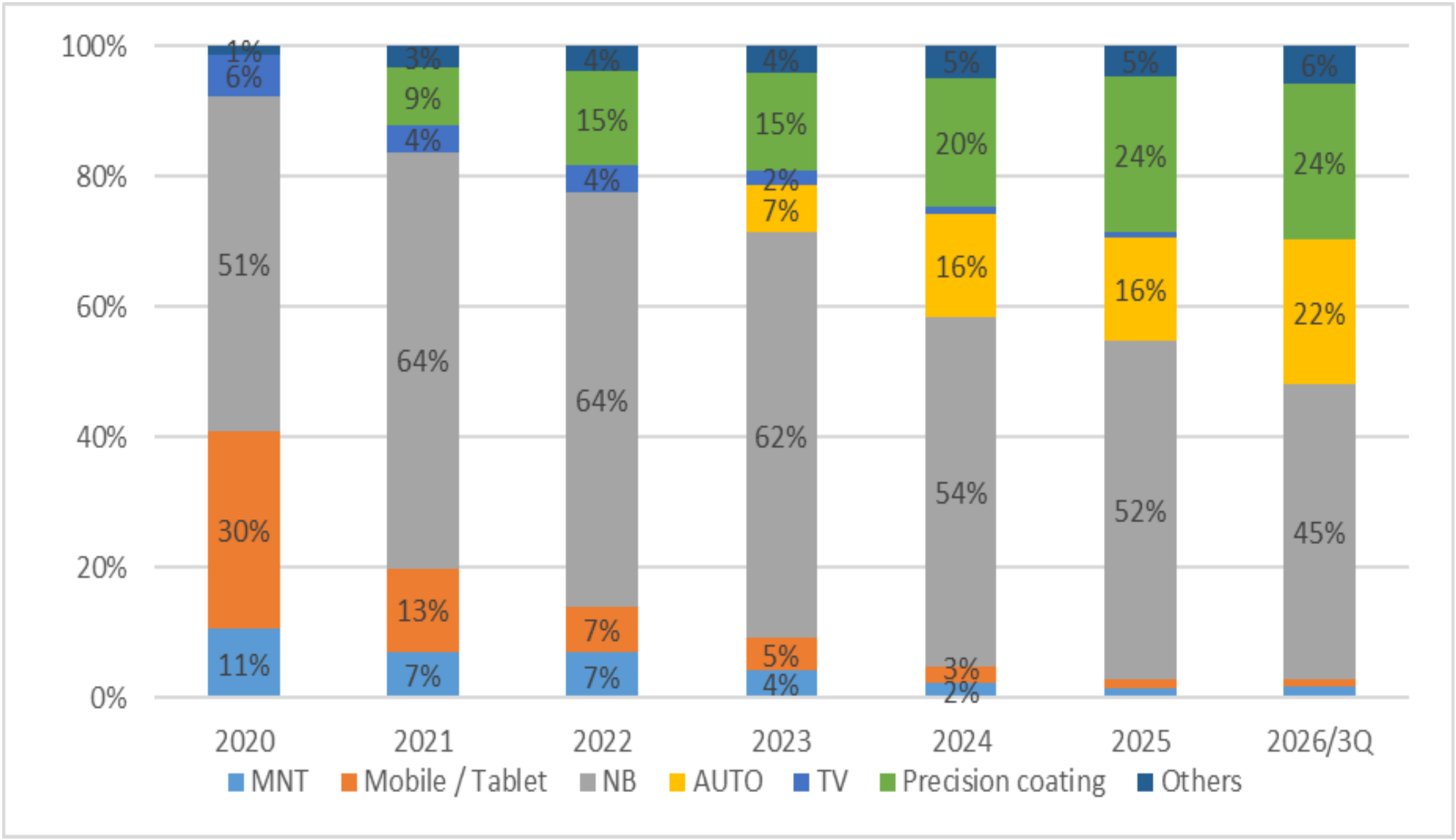

UBright Proprietary & Confidential

RD Expenditure

UBright

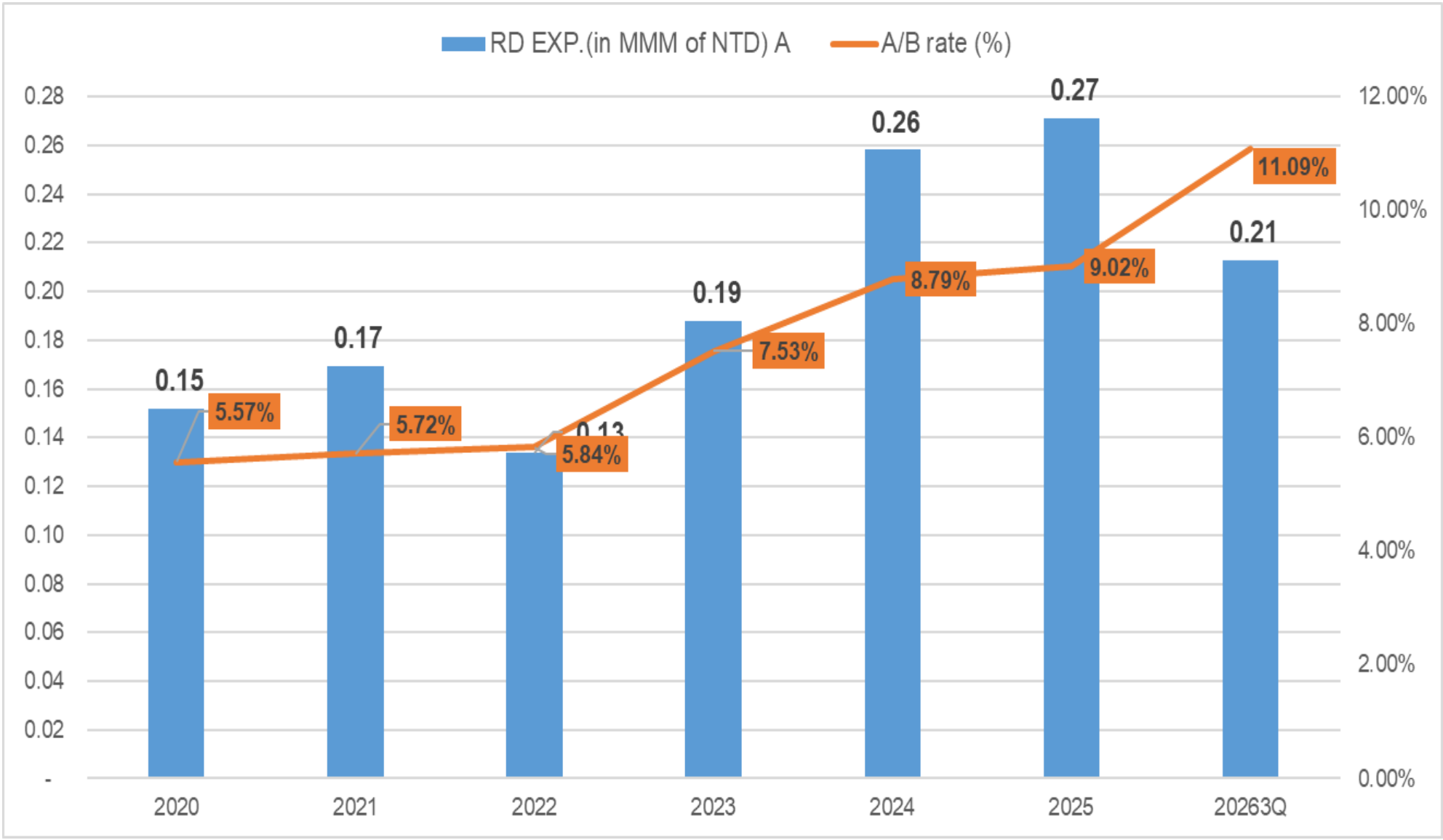

UBright Proprietary & Confidential

Key Growth Areas

UBright

High-end Optical Film for LCD Application

- Multifunctional Automobile Applications
- ALL-IN-ONE Laminated Optical Film
- Optical Film Products in Compliance with ESG
- Cost-effective optical film configuration

Non-LCD related Applications

- Nano-optical grade precision coating products
- Passive component
- Smart audio products

UBright Proprietary & Confidential

Product Development schedule / Advance Electronic Ceramic Department

UBright

Schedule			2026				2027				2028				2029			
Product			1Q	2Q	3Q	4Q	1Q	2Q	3Q	4Q	1Q	2Q	3Q	4Q	1Q	2Q	3Q	4Q
Developemnt Schedule	MLV varistor	0402 (10~100V)	TUV certification Pass	Pilot run (220k)	Equipment move in, pilot run			Mass production (22kk)					Expansion (50kk)				Expansion (100kk)	
		0603 (10~100V)		Phase 2 Expansion	Equipment move in, pilot run		TUV certification Pass	Mass production(5kk)					Expansion (10kk)				Expansion (20kk)	
		0805 (10~100V)		Phase 2 Expansion	Equipment move in, pilot run		TUV certification Pass	Mass production(3kk)					Expansion (6kk)				Expansion (12kk)	
		1206 (10~600V)		Phase 2 Expansion	Equipment move in, pilot run		TUV certification Pass	Mass production(1.8kk)					Expansion (3.6kk)				Expansion (7.2kk)	
		1210 (10-600V)		Phase 2 Expansion	Equipment move in, pilot run			TUV certification Pass	Mass production (1.8kk)				Expansion (3.6kk)				Expansion (7.2kk)	
		1812 (10~100V)	TUV certification Pass	Phase 2 Expansion	Equipment move in, pilot run			Mass production(73k)					Expansion (150k)				Expansion (300k)	
		2220 (10-600V)		Phase 2 Expansion			Equipment move in, pilot run		TUV certificatio n Pass	Mass production(1.8kk)			Expansion (150k)				Expansion (300k)	
		3025 (10-600V)		Phase 2 Expansion			Equipment move in, pilot run		TUV certificatio n Pass	Mass production(1.8kk)			Expansion (150k)				Expansion (300k)	
	NTC 0201/0402/0603/0805			Phase 2 Expansion	Equipment move in, pilot run				TUV certificatio n Pass	Mass production(20kk)			Expansion (40kk)				Expansion (80kk)	
	Plastic-SMD Varistor/NTC/ X, Y Capacitor , SMA/B/C/2220/3225/4032 (type)					Develop ment	Equipment move in, pilot run			TUV certificatio n Pass	Mass production (300k)		Expansion (600k)				Expansion (1.2kk)	

UBright Proprietary & Confidential

Audio Capture & Processing Roadmap (I)

UBright

Audio Capture & Processing Roadmap

Short- to mid-term strategic layout from terminal equipment to core chip development (2026-2028)

Product 1: AI Voice Memo



Product 2: Voice Module



Product 3: One Chip



2027 / 01 — 【Japan Market】
Listing on Japanese crowdfunding platform and pre-orders star

2027 / 02 — 【PO Received】
Pre-order period ends and is completed

2027 / 03 — 【Production Scheduling】
Place orders for production and raw material scheduling

2027 / 06 — 【Mass Production】
Official mass production shipping

2027 / 03 — 【Design Verification】
Client-side modular design verification

2027 / 09 — 【Mass Production】
Official mass production shipping

2027 / 04 — 【Project Initiation】
Chip development project Kick-off

2028 / 05 — 【Chip Delivery】
Complete chip stacking, packaging, and testing for delivery

UBright

UBright Proprietary & Confidential

Audio Capture & Processing Roadmap (II)

UBright

Audio Playback & Thermal Modules Roadmap

2026 Key technology module demonstration and client-side Proof of Concept (POC) phase

Product 1: Directional Speaker

Provide to clients for POC (Proof of Concept)



2027 / Q3

【 Sample Verification 】 Sample Out

Product 2: Thermal Module

Provide to clients for mechanical and system thermal verification



UBright Proprietary & Confidential

Thank You

Q&A

UBright Proprietary & Confidential